



Thank you for coming to my GOLDEN Virtual Event: Watermedia!

I hope you left with a flurry of new insight & inspiration.

Since I covered a mountain of information, here is a resource to continue exploring on your own. Many of the images are also linked to more insight.

If you'd like to view my own artwork or learn about my other workshops, I've included those links at the bottom as well.

Special thanks to '**Northwest Watercolor Society (NWS)**' in Washington for co-hosting this Golden Event! "The NWS Mission: To promote and elevate the art of watermedia and to encourage the growth and creativity of our artist members as we remain a prime artistic resource." Learn more [HERE](#)

Learn about my other classes!

[WORKSHOPS](#)
[GOLDEN EVENTS](#)

Let me know if you have any questions.

Happy Creating!

Barbara



CLICK Image to see the Fluid Color Chart!

Golden Quick Links!

Do you need more details about a product? [Product Info](#)

Color, color, color!

[Virtual Paint Mixer](#)

[Interactive Color Chart](#)

All about [QoR Watercolor Paints!](#)

(QoR = 'Quality of Results')

Learn more about High Flow Paints! [High Flow](#)

[Crash Paint Solids](#) Water Cleaning System

Questions for Golden's Materials & Applications Specialists? [Contact Golden](#)

More Insight:

[Preparing Painting Supports](#)

[QoR Watercolors Overview](#)

[QoR vs Ordinary Watercolors](#)

[QoR Iridescent and Interference Watercolors](#)

[Using QoR Watercolor Medium, Synthetic Ox Gall, and Lift Aid](#)

[Wetting Agent](#)

[Watercolor Resist](#)

[Watercolor Sets](#)

[Aesthetics of Varnishing Transparent Watercolor](#)

[Varnishing Watercolors](#)

[How Much Water Can You Safely Add to Acrylic Paint?](#)

Take a peek at all the current & back issues! [Just Paint Newsletters](#)

Subscribe and have it delivered directly to you! **It's FREE**

A MINI video workshop! [Tutorial Videos](#)

De Pirro Studio Videos:

[Collage & Gluing](#)

[Collage & Water Media](#)

Textiles & Water Media Raised Stencil Texture

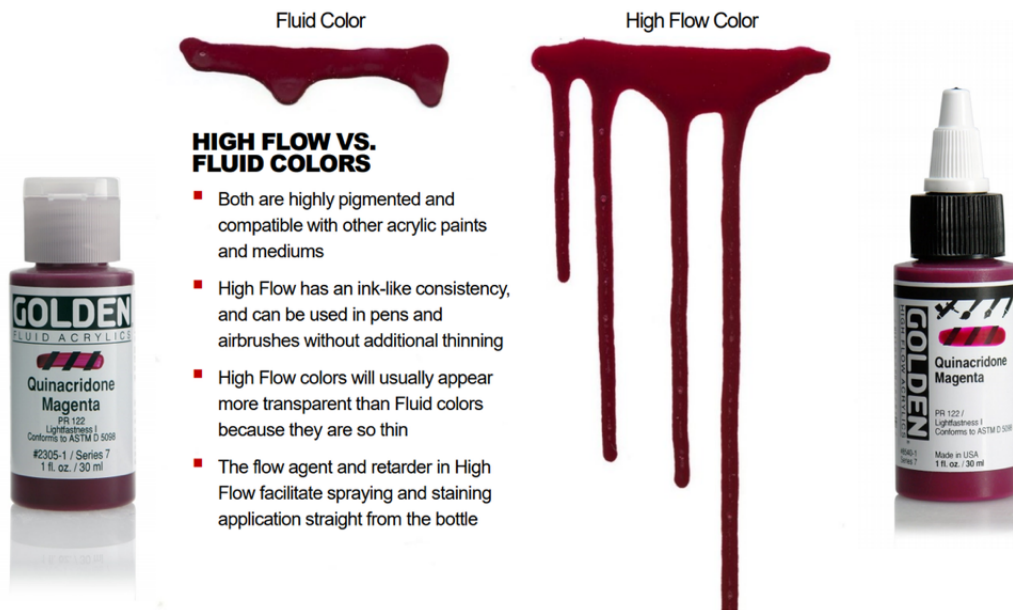
Learn more about my other classes!

MY WORKSHOPS
GOLDEN EVENTS


Five lines of GOLDEN paints: Naphthol Red Light



Golden's Fluid & High Flow Acrylic Paints are the best for Water Media.



Both the Acrylic Fluid & High Flow Paints are excellent choices for Water Media Techniques.



HIGH FLOW

Extremely versatile, pigment-based paint with an ink-like consistency.

- Highly pigmented acrylic paint with a thin, ink-like consistency.
- Great for refillable markers and airbrush.
- Palette includes Iridescent and Fluorescent colors.
- Compatible with other GOLDEN Acrylic Colors and Mediums.



CLICK Image to see High Flow Color Chart.



Heavy Body Color + Water

Fluid Color + Water



Because of the additional water required to achieve the consistency needed for stain or wash, Heavy Body Colors may become more diluted than the same Fluid Colors diluted to the same consistency.



Interested in your own QoR Hand Painted Binder Chart, [CLICK Image](#) to learn more.



[CLICK image](#) to view QoR Color sets!



Ali Cavanaugh Portrait Colors, [CLICK Image](#) to watch video!

Mediums & Grounds



Creativity & Control

The concept of QoR Watercolors does not end with colors. Like every product that comes from GOLDEN, the idea of equipping artists to realize their creative vision inspires our products. QoR Mediums help extend and enhance the creative range and control of watercolors, whether the objective is modulating colors through lifting with Lift Aid™, extending colors to their most distant point with Watercolor Medium, or unleashing the flow of colors with Synthetic Ox Gall.

Where our mediums carry forward traditional painting techniques QoR Grounds bring a totally new wave of expression to watercolors. Watercolor Ground quickly transforms nearly any surface into an absorbant bright white painting surface similar to hot-press papers, while Cold Press Ground and Light Dimensional Ground transform surfaces with texture ranging from toothy cold-press style surfaces to lustrous modeled surfaces that you design. Finally, to preserve a paper or ground from color, Masking Fluid is a removable barrier that helps create hard edge effects.

QoR Mediums & Grounds, [CLICK Image to learn more!](#)



The effects of QoR Watercolors on (left) QoR Watercolor Ground, (center) QoR Cold Press Ground and (right) QoR Light Dimensional Ground. [CLICK Image!](#)





QoR Watercolor Ground, [CLICK image to learn more!](#)





Light Dimensional Ground, [CLICK image to learn more!](#)



Cold Press Ground, [CLICK image to learn more!](#)







Golden Acrylic Grounds & Pastes for Water Media!




Acrylic Gels & Pastes, [CLICK image to learn more!](#)



**WATERMEDIA EFFECTS
USING GOLDEN FLUID ACRYLICS
ON DIFFERENT GROUNDS**



© 2009 Golden Artist Colors, Inc. www.goldenpaints.com



MOLDING PASTES

Light Molding Paste

- Offers great flexibility on canvas.
- Holds stiff peaks for highly textured surfaces.
- Blends well with Fluid and Heavy Body colors.
- A highly absorbent ground when dry, good for textural watercolor effects.
- Weighs over 50% less than Molding Paste.

Molding Paste

- Dries to a slightly gray, hard finish.
- Use for creating texture, much like frescoed walls.
- Mixed with color, it will create a tint.

Coarse Molding Paste

- Use as a surface for Fluid Acrylic color washes or as a ground for drawing media.
- Apply thinly for a unique translucent, frost-like effect.
- Dries to a warm white color and a stiff but flexible film, with a tooth like fine sandpaper.

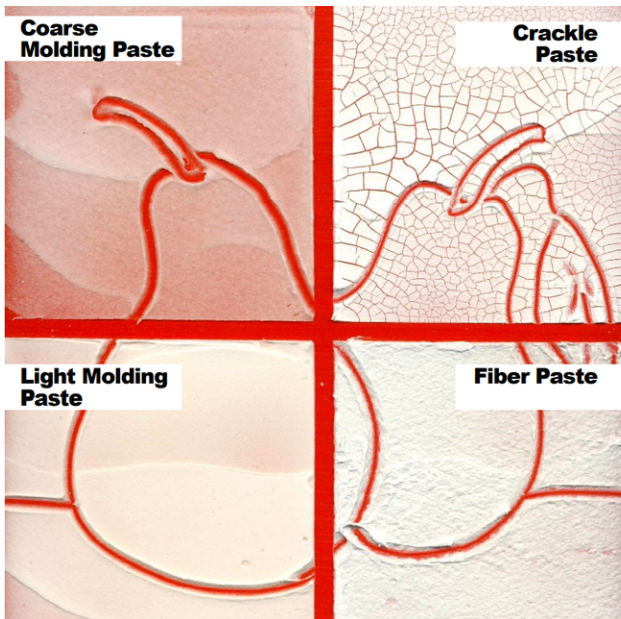
Hard Molding Paste

- Dries to an extremely hard, opaque film.
- Useful for creating tough, durable finishes for smooth or textured surfaces.
- The dried film can be carved with hand or power tools.

© 2009 Golden Artist Colors, Inc. www.goldenpaints.com



QoR Watercolors over Acrylic Grounds & Pastes.



PASTES FOR CREATING TEXTURE




CLICK image to learn more about Acrylic Pastes.



Varnish

All GOLDEN varnish have UVLS (Ultra Violet Light Stabilizers) and are **removable**. We produce two types of varnish: mineral spirit based (MSA) in brush-on or spray, and polymer (waterborne) brush-on varnish.

CLICK Image to learn more about using MSA Archival Spray Varnish over Watercolors!



De Pirro Art Workshops

@depirroartworkshops

[WORKSHOP SCHEDULE](#)

[GOLDEN SCHEDULE](#)

[WORKSHOP NEWS](#)

[ART NEWS](#)

[INSPIRATION](#)

[WEBSITE](#)

[YOUTUBE](#)

[VIMEO](#)

[SHOP](#)



©2024 Barbara De Pirro | Washington, USA

[Web Version](#) [Forward](#) [Unsubscribe](#)

Powered by **Mad Mimi®**
A GoDaddy® company